

Saw Filter PRELIMINARY SPECIFICATIONS

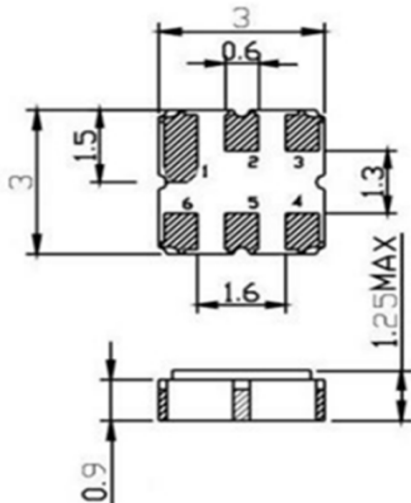
SMD
 Bandpass
 Date: Jan.22, 2025

Written by	Checked by	Approval
FL Lai	MY Chen	CK Chang

ELECTRICAL SPECIFICATIONS

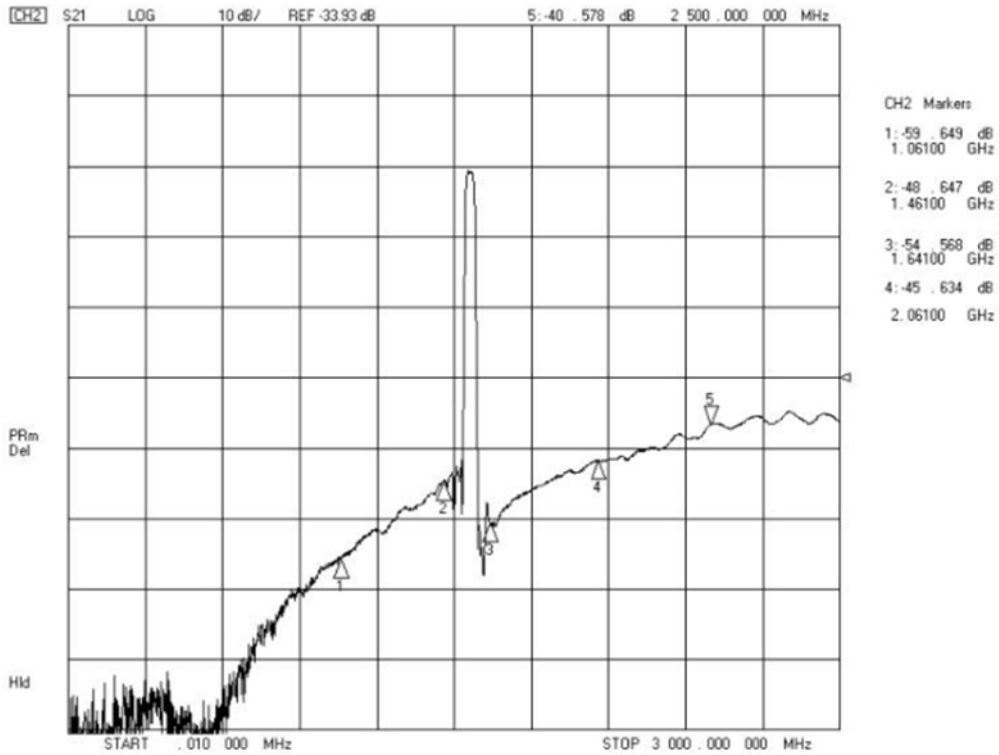
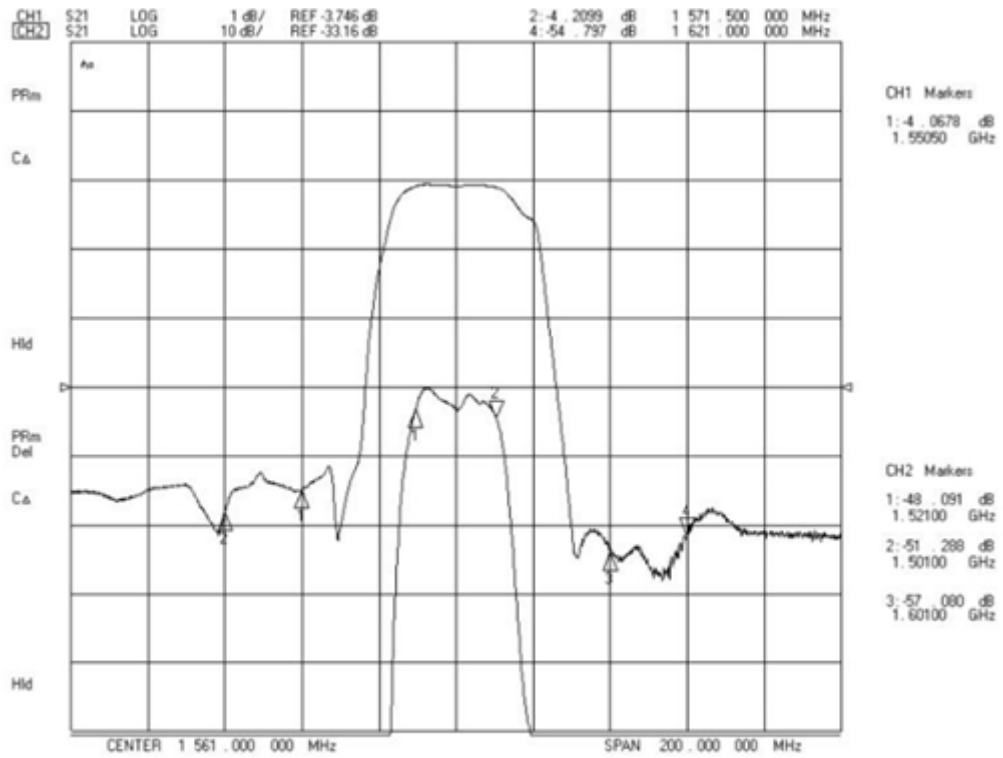
ITEM	SPEC	UNIT
1	Center freq	1561
2	Bandwidth [BW]	$f_o \pm 10.5$ [1550.5~1571.5]
3	Insertion Loss in BW	4.5 (typ.4.0)
4	Ripple in BW	2.0 (typ.0.5)
5	V S W R in BW	2.0 (typ.1.8)
6	1061-1461 MHZ	45.0 (typ 48.0)
	1461-1501 MHZ	40.0 (typ 45.0)
	1501-1521 MHZ	35.0 (typ 40.0)
	1601-1621 MHZ	40.0 (typ. 45.0)
	1621-1641 MHZ	35.0 (typ.45.0)
	1641-2061 MHZ	40.0 (typ. 42.0)
7	RF Power Dissipation	20
8	In/Out Impedance	50Ω
9	Operation Temperature	-40°C to +85°C
10	Storage Temperature	-40°C to +85°C
11	Configuration	Tolerance : $\pm 0.1\text{mm}$

MECHANICAL SPECIFICATIONS



Pin No.	Description
2	Input
5	Output
1,3,4,6	Ground

PERFORMANCE



SOLDERING CONDITION