



Reliability Laboratory

TEST REPORT

Report No.: HCO0198/2007
Page: 1 of 4
Date: October 29, 2007

TEMWELL CORPORATION
8F-1, NO. 51, SEC. 1, MIN SHENG E. RD.,
TAIPEI, TAIWAN

The following merchandise was submitted and identified by the vendor as:

Product Description: TEMWELL BRAND Helical Filter
Style/Item No.: 7H/ No.1~ No.5
Manufacturer/Vendor: Temwell Corporation
Country of Origin: Taiwan
Quantity: Total 5 pieces
Testing Period: Oct. 25, 2007
Note: (Client's declaration) The materials used for 7H series are similar.

We have tested the submitted sample(s) as requested and the following results were obtained:

Test Required : (According to client's test specification, please see following sheets in detail.)

1. Termination Strength test--Bending

Test Results: - PLEASE SEE ATTACHED SHEETS -

Terence Hsieh
Asst. Manager

TEST REPORT

Report No.: HCO0198/2007

Page: 2 of 4

1. Termination Strength test--Bending:

Test Equipment:

Name	Brand	Model	Serial No.
Cord Flexibility Tester	Salf-made	SGS-ETR-030202	ETR000002

Lab Environmental Conditions:

Ambient temperature: $25 \pm 3^\circ\text{C}$

Relative humidity: $55 \pm 20\% \text{RH}$

Test Method/ Specification:

Test Method: Reference to IEC 68-2-21:1983, Test Ub: Bending (Simultaneous bending)
All terminations on one side of the component shall be clamped at the seating plan or at a point approximately specified distance from the seal between the termination and the body of the component, in a clamp with a radius of 0.1mm at the edge where bending will occur. A mass shall be attached to the clamp with the terminations pointing downwards. This mass, which shall include the mass of the clamp, shall apply a force equal to the specified force multiplied by the number of leads clamped. The body of the component is then inclined through an angle of 45° , taking 2 s to 3 s for the operation, and returned to its initial position over the same period of time. The test shall be performed in two opposite directions sequentially for one complete cycle. The specimen shall be subjected to the specified cycles to complete this test.

Load Applied: 5 N

Testing cycle(s): 3 cycles

Testing device: As shown in figure 1 and in photo 3 ~ 5

- Examine the appearance of specimen(s) by visual check after this test.

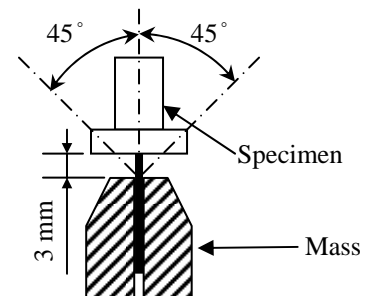


Figure 1 Bending

TEST REPORT

Report No.: HCO0198/2007

Page: 3 of 4

Specimen:






Style/Item No.: 7H/ No.1~ No.5

Quantity: Total 5 pieces

Test Result:

Style/ Item No.	Check Item	Appearance check (visual check)
7H/ No.1		No visible damage
7H/ No.2		No visible damage
7H/ No.3		No visible damage
7H/ No.4		No visible damage
7H/ No.5		No visible damage

Test Photos:

	
<p>1. Appearance of specimen (7H)</p>	<p>2. Appearance of specimen (7H)</p>
	
<p>3. Termination Strength test--Bending</p>	<p>4. Termination Strength test--Bending</p>
	
<p>5. Termination Strength test--Bending</p>	

— — — **The End of Test Report** — — —